



IN{SIGHTS}
IT & BA CLUB

Presents

DATA DASH

DASHBOARD SHOWCASE 2024

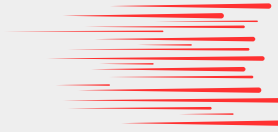
Date : November 14, 2024

Time : 10:30 - 13:00

Venue : Block 7



GET SET



ABOUT THE EVENT


Grab the chance to present your skills at making an interactive dashboard using tools like Power BI, Tableau and Excel.

Winners will receive cash prizes!

click me

REGISTRATION

(open till 12th November)



Early Bird | Rs. 100 /- (Till 8th Nov)

Regular | Rs. 150 /- (9 - 12th Nov)

RULES & GUIDELINES



For any clarification in rules and guidelines, please contact the student coordinators.

Submission shall not be considered if found to be not following the mentioned guidelines.

RULES

- Teams can have a maximum of three members. Solo participation is also acceptable.
- Submission must be made on the Google Form before 10th November, 23:59 PM.
- Participants must carry their own devices for presenting on the day of the event.
- Total time for presentation 7 minutes. Exceeding which will result in penalty or deduction of points.
- No need to make a separate presentation in a (.ppt) file. The participants are expected to use the software on which they have prepared the dashboard to present.
- The dashboard must contain interactive elements.
- Participants must be in formal attire.

GUIDELINES


Presentation Guidelines

- Introduction
- Dashboard Overview
- Data Explanation
- Key Insights
- Interactive Demonstration
- Recommendations
- Q&A with judges

Rubrics (20 points each)

- Data Relevance & Quality
- Visual Design
 - Interactivity and Functionality
- Insight generation
- Presentation

Participants must sign the attendance sheet to get certificate of participation.



ORGANISING TEAM



ADVISOR

Prof. (Dr.) Sally Lukose
Dean SSBS

STUDENT COORDINATORS

Neha Sharma | [93155 94039](tel:9315594039)

Rakhshinda Naz | [82356 66211](tel:8235666211)


Bibha Sindhu Soni | [91659 55418](tel:9165955418)

For any queries, please contact
any of the coordinators. **Click on
the mobile number to chat.**

FACULTY CONVENERS



Dr. Chhavi Jain
chhavi.jain@sharda.ac.in



Dr. Shashank Bhardwaj
shashank.bhardwaj@sharda.ac.in



Dr. Atul Sangal
atul.sangal@sharda.ac.in

ABOUT INSIGHTS



IN{SIGHTS}
IT & BA CLUB

OVERVIEW

INSIGHTS - the IT & BA Club at Sharda University - is a dynamic platform for students passionate about the intersection of business, data, and technology. Through workshops, competitions, and industry interactions, the club aims to empower members with the skills to analyze and interpret data, driving strategic business decisions. Our activities aim to build a strong foundation in analytics and foster a collaborative community of future leaders in the field.

VISION

"To be a hub of innovation and knowledge where students cultivate analytical thinking, embrace data-driven decision-making, and lead transformation through the power of analytics."

MISSION

- Equip students with the knowledge of analytical tools and techniques to solve complex business challenges.
- Foster a collaborative environment for peer learning, innovation, and industry engagement.
- Encourage the application of analytics to solve real-world business problems across various industries.
- Promote creativity and leadership in the field of business analytics through competitions and other activities.
- Organize workshops, guest lectures, and hands-on training sessions with industry experts.
- Build a strong network of students, faculty, and professionals to bridge the gap between academia and industry.
- Encourage ethical use of data and responsible decision-making.
- Empower members to confidently pursue careers in data analytics, business intelligence, and related fields.